

Report No:	REP12-08-04
File No:	C651
Date:	31 July 2012
Information Only – no decision required	

REPORT SUMMARY

Report to: Environment & Planning Committee
Meeting Date: Thursday, 9 August 2012
Report Author: Adrian Humphries, Regulatory Manager
Subject: **REGULATORY DEPARTMENT ACTIVITY REPORT**

EXECUTIVE SUMMARY

A busy six months with significant increases in workload in some areas due to the additional work caused by the Civil Defence Emergency.

A business as usual approach was maintained throughout the disruption caused by the amalgamation debate.

RECOMMENDATION

That the report be received.

DRAFT RESOLUTION

THAT the Environment & Planning Committee receives the Regulatory Department Activity Report REP12-08-04.

Report No:	REP12-08-04
File No:	C651
Report Date:	31 July 2012
Information Only – no decision required	

Report to: Environment & Planning Committee
Meeting Date: Thursday, 9 August 2012
Report Author: Adrian Humphries, Regulatory Manager
Subject: **REGULATORY DEPARTMENT ACTIVITY REPORT**

1. Staff

- 1.1 Staffing has remained steady with no changes. Reliance on external contactors in the building department has reduced significantly with costs reducing by \$72,000 on the previous year even although \$30,000 had to be paid for IANZ accreditation from this budget.

2. Building Department

- 2.1 As can be seen from the attached statistics all building consent applications for the period January to June rose modestly from 1487 to 1512. The underlying trend remains upwards, however it is still fair to say that building in New Zealand has been at a very low ebb, especially in the residential market.
- 2.2 Building staff have continued to clear a large number of historic building consents, see list below:

1 January 2012 to 30 June 2012

Over two Years (historic) = 196
 On time = 551

Total Code Compliance Certificate's issued = 747

There is significant work involved in clearing older consents, including re-inspections and assessment of work against the relevant building code requirements at the time the original consent was issued. This work is critical as it identifies possibly unsafe work and also removes potential liability from Council. Unfortunately it has a negative effect on processing times as none of these historic consents will be issued in time and this is reflected in the statistics, a good example is shown in the table for June 2012.

- 2.3 Corrective actions required by the Building Consent Authority Accreditation Assessment were cleared at the end of January. The recommendations from their audit are being assessed individually and cleared progressively where deemed necessary.

- 2.4 The building department is investigating electronic processing of applications to save time and money. The current IT system imposes some constraints, however progress is being made.
- 2.5 Attempts are being made to work closer with neighbouring Building Consent Authorities (NCC and MDC) on issues such as aligned application forms.

3. Environmental Health

- 3.1 As can be seen in the attached statistics there was a significant rise in the numbers of licenses issued for health (+10%) and a small fall for the sale of liquor (-3%).
- 3.2 We await new legislation for both Sale of Liquor and Food Safety which will have some impact on how we do business. We are confident that staff are in a position to adjust to any demands resulting from these changes.
- 3.3 Noise complaints dropped by 4% over the period, it is believed that this may be due to continued robust enforcement. Staff have been involved in out of hours monitoring of a number of premises who have reportedly been causing noise nuisances.
- 3.4 A prosecution is being taken against a food premises owner who despite repeated warnings kept a dog in his food preparation area.

4. Dog and Stock Control

- 4.1 Registration continues to go well, with over 10,000 dogs in the District approximately 70% have now been registered. Penalty notices will be sent out to those who have not registered their dogs by the end of July and Infringement fines will be issued to those who have still not registered their dogs by the end of August.
- 4.2 At the end of June just five known dogs remained unregistered for that year, an exceptional result.
- 4.3 Over the next two months Tasman District Council will offer “free” microchipping of dogs at service centres on specific days using surplus microchips. Notice will be given to dog owners. Once this period has finished anyone with a dog which requires microchipping will be infringed \$200 unless they can prove their dog has been microchipped.
- 4.4 Action was taken against an individual who failed to control his dog in Murchison. The case went to Court after the owner refused to admit the offence and requested a Hearing. The fine was upheld and Council were awarded costs.

5. Parking

5.1 The statistics are shown on the attached table.

6. Harbourmaster

6.1 A commercial firm was contracted to remove the seasonal navigation safety buoys at the end of summer. This resulted in savings and unlike previous years did not require assistance from other Tasman District Council staff. The cost of using the same contractor to put out the buoys under the supervision of the Harbourmaster at the start of summer is being investigated.

7. Draft Resolution

THAT the Environment & Planning Committee receives the Regulatory Department Activity Report REP12-08-04.



Adrian Humphries
Regulatory Manager

Appendices:

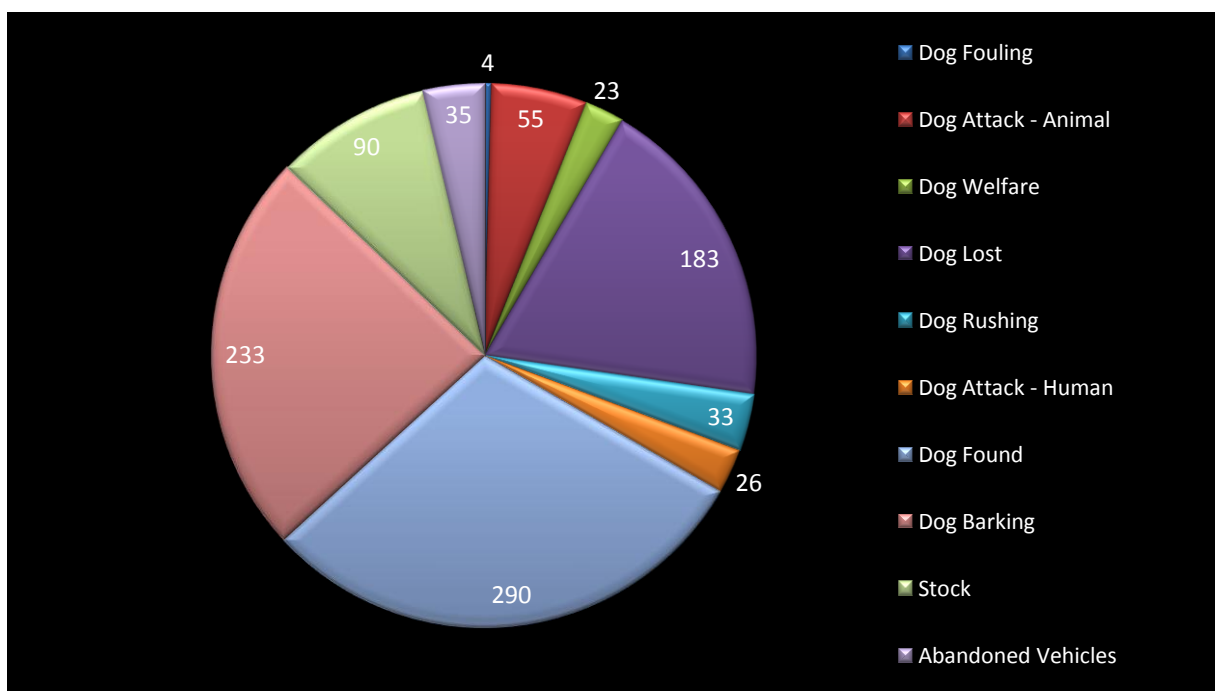
1. *Animal Control Stats*
2. *Parking Control Stats*
3. *Service Request Noise Complaints - Year to Date Comparison*
4. *Environmental Health - Licences Issued Year to Date - January – June 2012*
5. *Summary of Building Consents*
6. *Stats Summary of Processing Times*

APPENDIX 1 Animal Control Stats

As at 25 July 2012	
Dogs Registered	7043
Dogs Unregistered	3194
Dangerous Dogs	10
Menacing Dogs	75
Total	10322

Summary of Dog Infringements January - June 2012			
Infringement	Issued during period	Cancelled during period	Sent to court during period
Failing to register dog	17	8	36
Failing to keep controlled or confined	2	0	1
Failing to keep Controlled	5	0	0
Failing to implant Micro Chip	2	2	0
Total	26	10	37

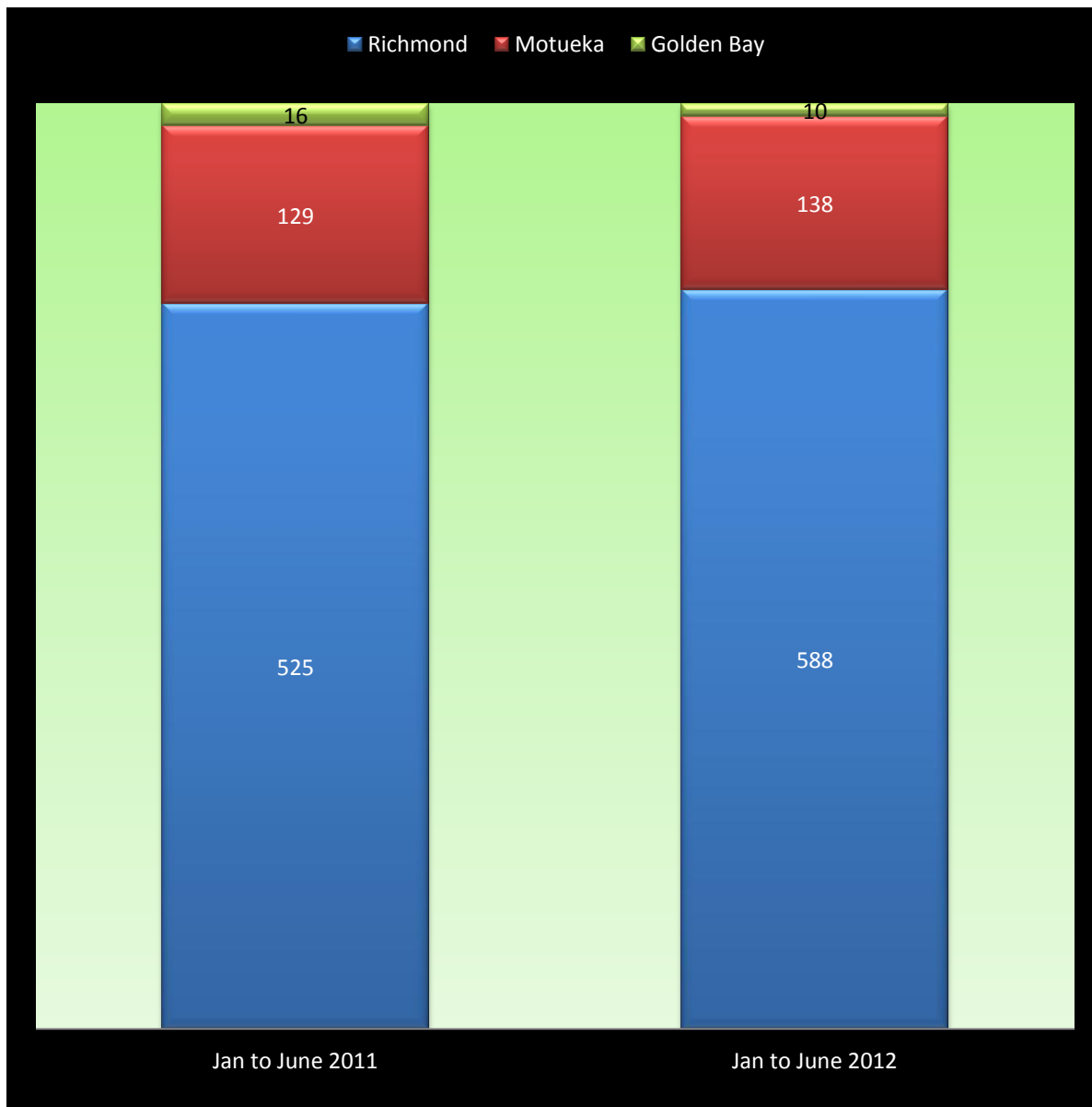
Animal Control and Control Services - Service Requests January to June 2012



Parking Control January to June 2011 compared with January to June 2012

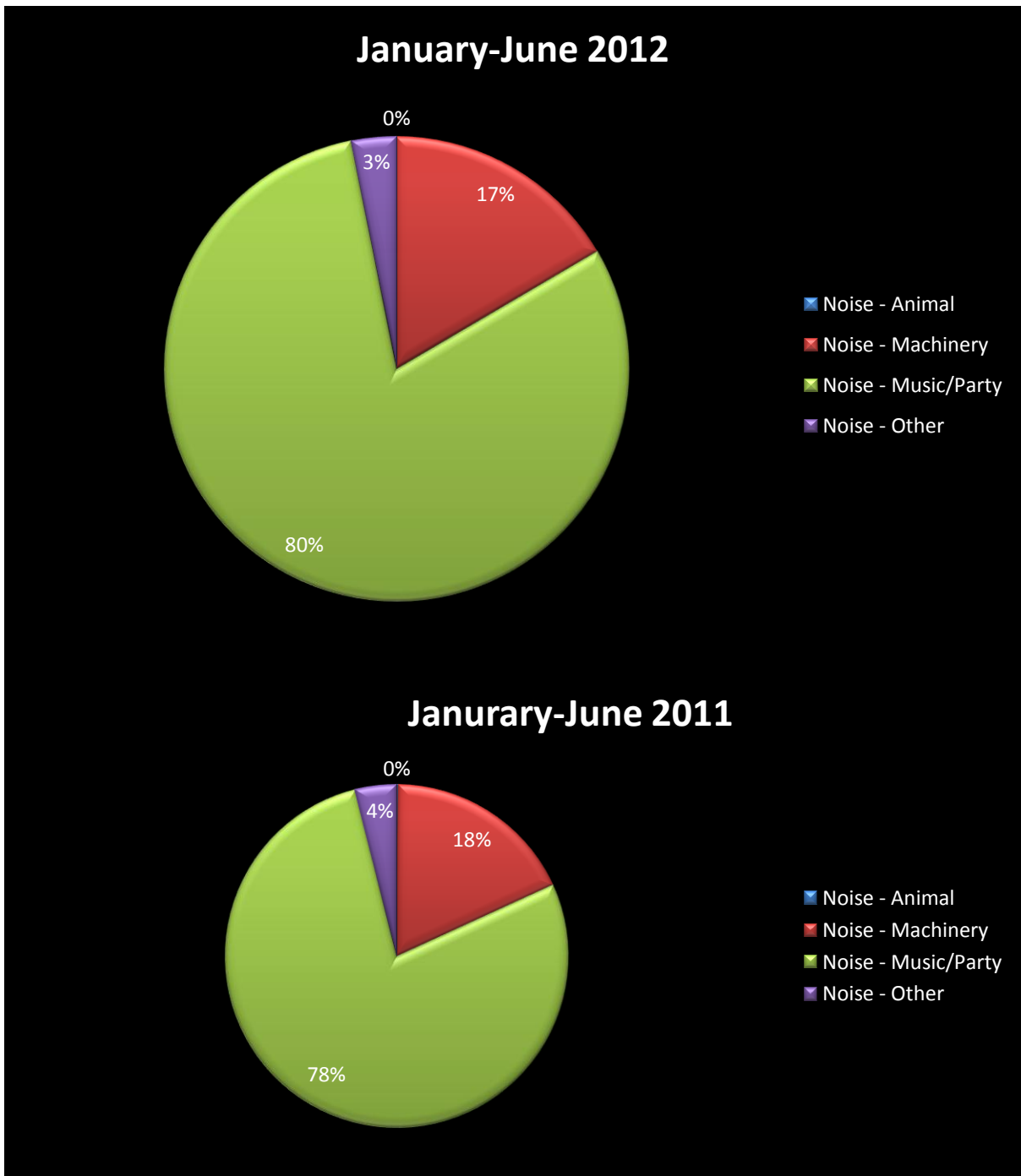
	2011	2012
Parking Infringements issued	577	630
Not displaying licence label Infringements issued	93	106
Total Infringements issued	670	736
Total Infringements paid	582	513
Total Infringements to Court	142	118

Parking Infringements Issued January to June 2011 and 2012



**Service Request Noise Complaints Year to Date Comparison
January - June 2011 - 2012**

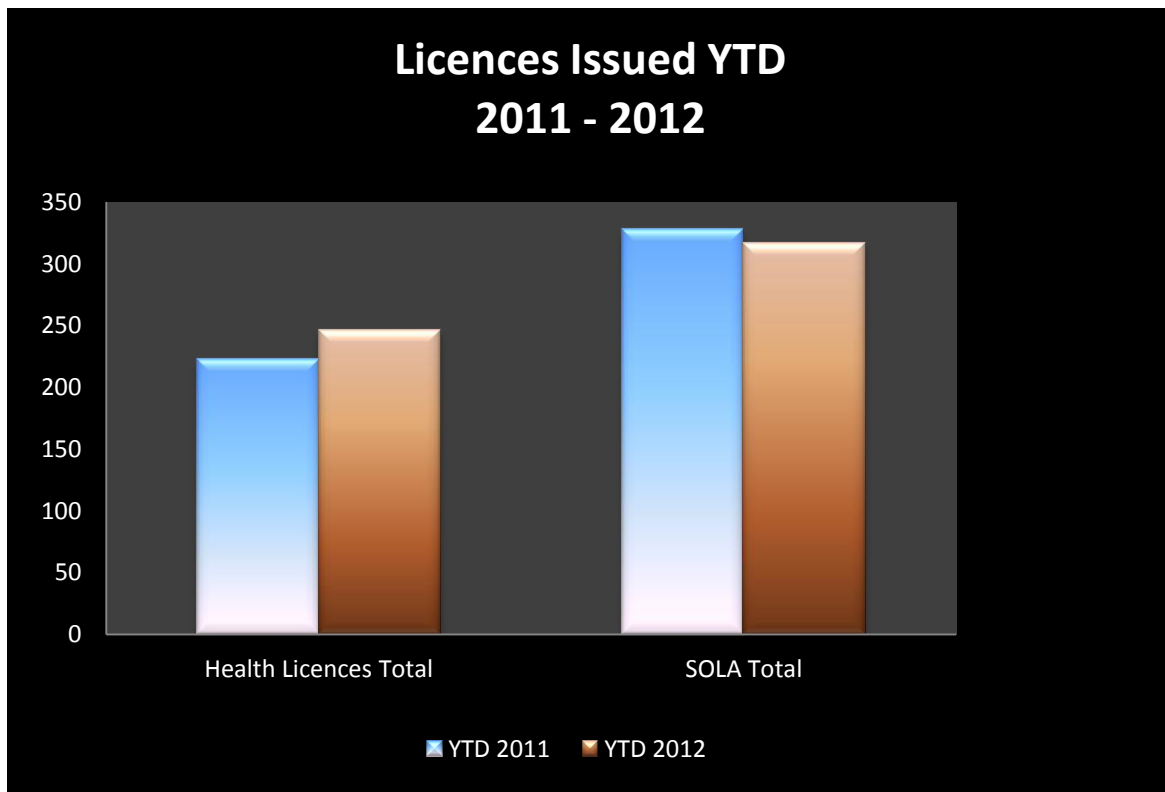
Service Requests	2011	2012
Noise - Animal	1	0
Noise - Machinery	84	74
Noise - Music/Party	365	359
Noise - Other	18	14



APPENDIX 4
Environmental Health Licences

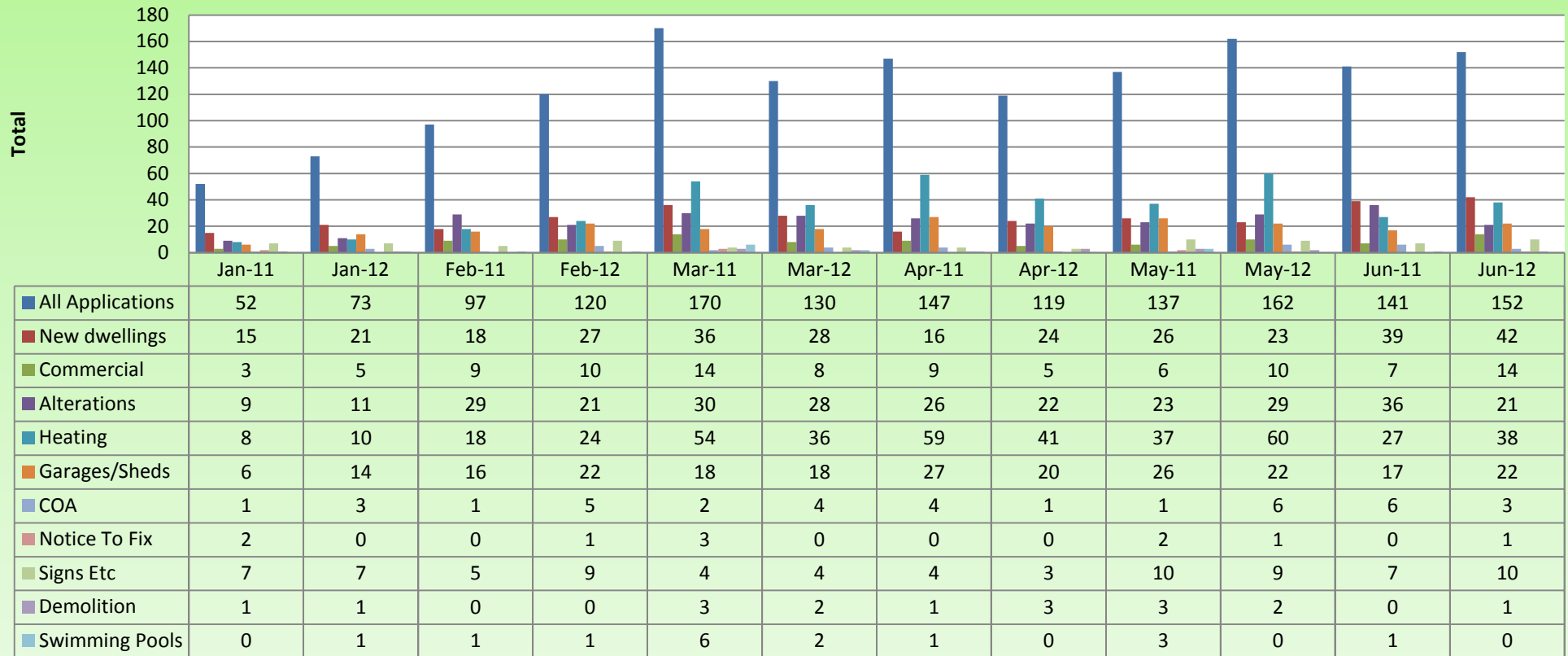
Environmental Health Licences Issued Year to Date
January - June 2011 – 2012

Health Licences	2011	2012	Var
Food Premises	150	166	111%
Other	73	80	110%
<i>Health Licences Total</i>	223	246	110%
Sale of Liquor (SOLA)			
Club Licence	9	5	56%
Manager's Licence	170	183	108%
Off Licence	34	23	68%
On Licence	41	29	71%
Special	65	56	86%
Temporary Authority	9	21	233%
<i>SOLA Total</i>	328	317	97%



APPENDIX 5
Summary of Building Consents

Building Consent Applications Comparison January - June 2011/2012



APPENDIX 6
Summary of Consent Processing Times

	2012	Jan	Feb	Mar	Apr	May	Jun	Totals
Number Processed		72	86	131	89	154	126	658
Average Time in Days		7	8	10	9	10	31	17
On time		72	84	126	86	146	118	632
Percentage		100%	98%	96%	96%	95%	94%	96%

The highlighted processing time shows the average for the month as 31days. This relates to the processing of one very old consent.