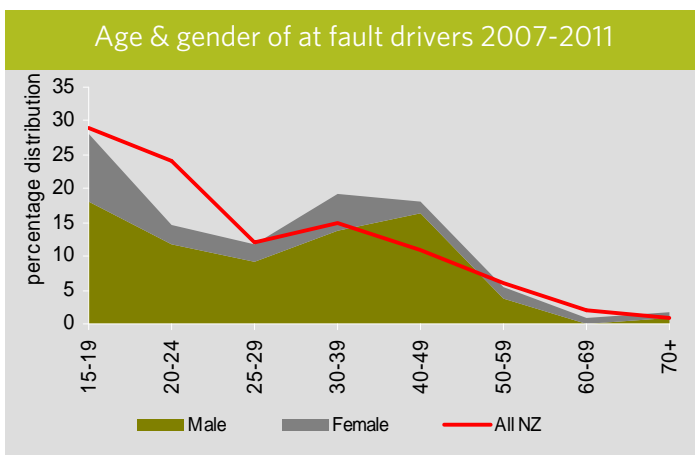
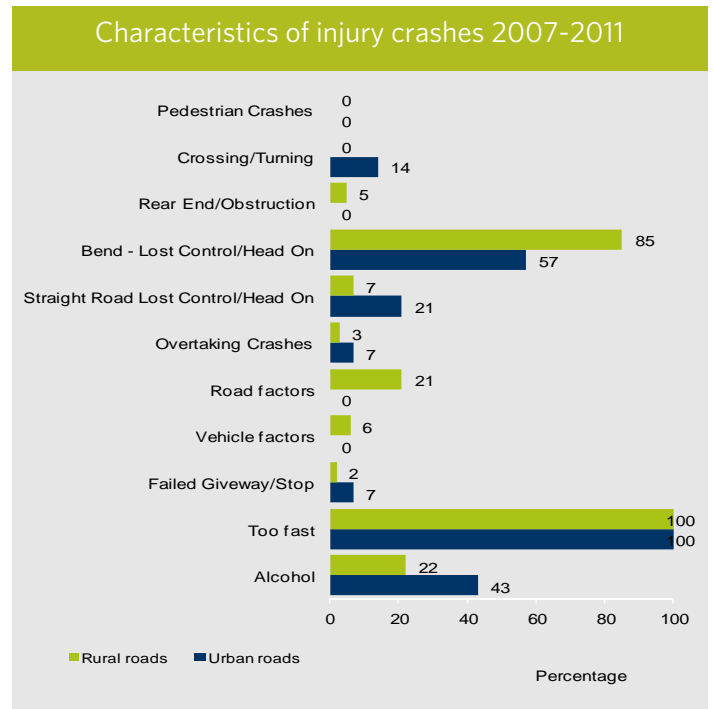
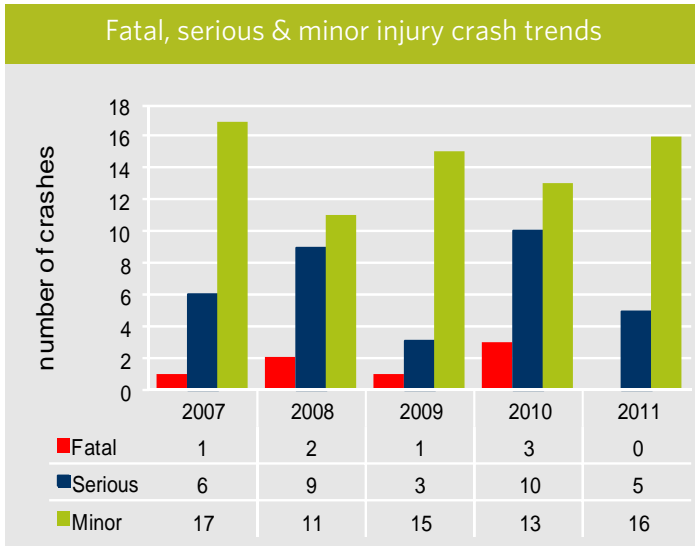


# briefing notes crash analysis

## a Safe System approach

### Speed - Tasman District

Speed related crashes are a high strategic priority identified in Safer Journeys. Locally this issue is of concern due to the number of deaths and/or serious casualties, which reflects a high level of collective risk.



Further information about speed related injury crashes locally in 2007-2011:

#### Local roads

- In 64 crashes 3 deaths, 25 serious injuries and 77 minor injuries

#### Safe Speed

- Speed too fast for the conditions - 100 percent

#### Safe Use

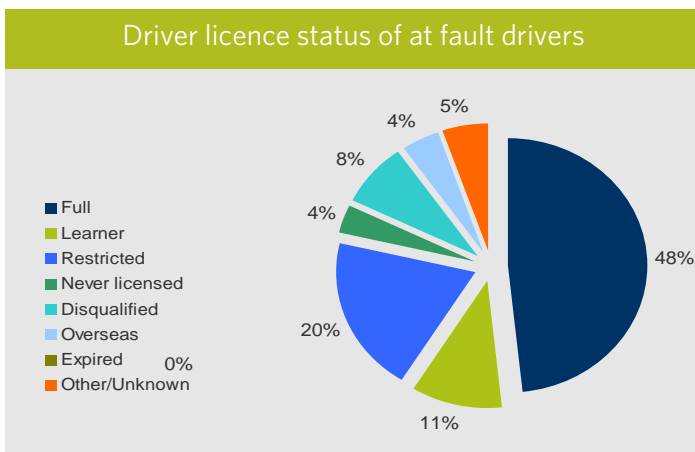
- Young drivers - 50 percent
- Alcohol & drugs - 28 percent

#### Safe Roads & roadsides

- Rural roads - 80 percent
- Intersections - 19 percent

#### Safe Vehicles

- Motorcyclists - 17 percent
- Trucks - 5 percent



#### State highways

- In 48 crashes 4 deaths, 19 serious injuries and 49 minor injuries

#### Safe Speed

- Speed too fast for the conditions - 100 percent

#### Safe Use

- Young drivers - 33 percent
- Alcohol & drugs - 21 percent

#### Safe Roads & roadsides

- Rural roads - 98 percent
- Intersections - 8 percent

#### Safe Vehicles

- Motorcyclists - 15 percent
- Trucks - 13 percent

# Speed - Tasman District 2007-2011

